


ACERBIS

X-FACTORY HANDGUARD HONDA TRANSALP XL750 '23 PARAMANO X-FACTORY HONDA TRANSALP XL750 '23

COD. 500009170

ACERBIS PARTS



A - (2 PCS)



B - (2 PCS)



G - (2 PCS)



H - (2 PCS)



C - (2 PCS)



F - (4 PCS)



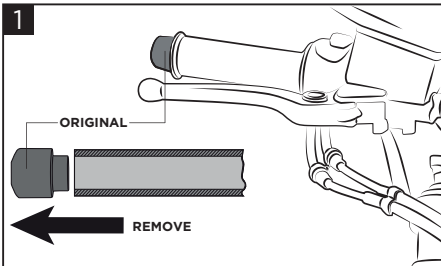
E - (4 PCS)



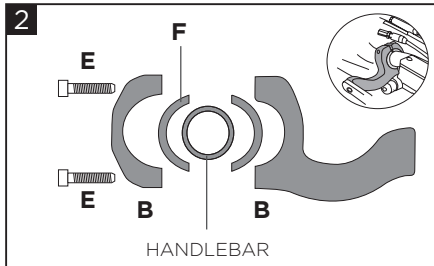
N - (2 PCS)



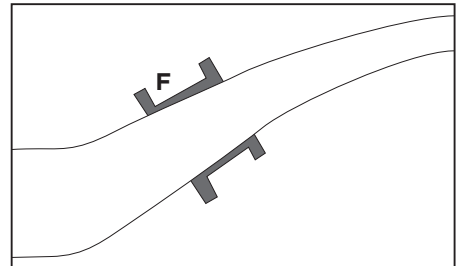
M - (2 PCS)



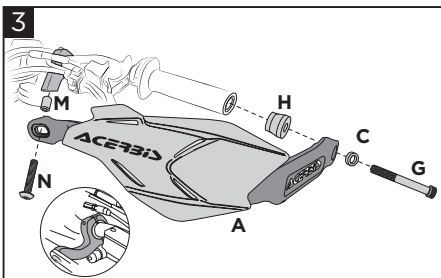
1
Untighten the original screw and remove the counterweight.
Svitare la vite originale e rimuovere il contrappeso.



2
Mount the bracket (B) on the handlebar using screws (E) and use the spacers (F).
Montare il bracciale (B) sul manubrio tramite viti (E) e utilizzare i distanziali (F).



Correct position of spacer (F).
Posizione corretta del distanziale (F).



3
Fix the handguard (A) to the handlebar using the spacer (H), the bushing (C) and the screw (G) as shown in the figure. Fix the handguard to the bracket using the bushing (M) and the screw (N).

Fissare il paramano (A) al manubrio tramite il distanziale (H), la boccola (C) e la vite (G) come mostrato in figura. Fissare il paramano al bracciale tramite la boccola (M) e la vite (N).

WARNING!

Follow mounting instruction exactly. Ensure that the mounting is secured before riding. These handguards will not prevent injury in the event of a crash. They are designed to protect the hands from cold weather. Be sure that you follow the instructions for mounting the handguards. Do not ride with a broken tie wrap. Check that the throttle and other controls are free every time you ride. Failure to heed instruction and this warning could lead to interference with the controls, loss of control of the motorcycle, and accidents. Acerbis recommends that installation must be done by a licensed mechanic and that only Acerbis' original parts are used during installation. Acerbis makes no guarantees or representations, express or implied, regarding the fitment of its product for any particular purpose. Acerbis makes no guarantees or representations, express or implied, regarding the extent to which its products protect individuals or property from injury or death or damage.

EUROPE

ACERBIS ITALIA S.P.A.
VIA SERIO, 37
24021 ALBINO (BG)
ITALY

U.S.A.

ACERBIS U.S.A. INC.
MAIL P.O. BOX 2030
SUN VALLEY, ID 83353
SHIP 110 LINDAY CIRCLE
KETCHUM, ID 83340
U.S.A.

UNITED KINGDOM

ACERBIS U.K LTD
UNIT 4 DUNFERMLINE COURT,
KINGSTON, MILTON KEYNES
MK10 0BY
GREAT BRITAIN